

Scaled data based on original data using  
LM-79-08 Approved Method: Electrical and Photometric Measurements of Solid-  
State Lighting Products

Test Report Prepared for  
Cooper Lighting Solutions  
(formerly Eaton)

Brand: McGRAW-EDISON

Report Number: P271845

Luminaire Tested: **ISW-AF-600-LED-E1-SLL-7027-ULG**

Issue Date: 3/3/2020

**Test Information**

Test Method: LM-79-08  
Report Number: P271845  
TEST IS SCALED FROM IESNA LM-79-08 TEST DATA (P35948)-DOWNLIGHT AND  
Test Lab: INNOVATION CENTER-P3  
Issue Date: 3/3/2020  
Manufacturer: COOPER LIGHTING SOLUTIONS (FORMERLY EATON)  
Product Line: MCGRAW-EDISON  
Catalog Number: ISW-AF-600-LED-E1-SLL-7027-ULG  
Description: IMPACT ELITE LED WEDGE LUMINAIRE WITH UPLIGHT  
LIGHT SQUARE WITH ACCULED OPTICS-90° SPILL LIGHT ELIMINATOR LEFT, WITH  
UPLIGHT GLOW  
Light Source: (16) 2700K CCT, 70 CRI LEDs and (1) UPLIGHT LED  
Ballast/Driver: ELECTRONIC DRIVER

**Summary**

Lumens per Lamp: N/A  
Luminaire Lumens: 4770.1 lumens  
Efficiency: N/A  
Efficacy: 94.6 lumens/watt  
Luminous Opening: Rectangular w/ Sides (W: 0.5' x L: 0.5' x H: 0.54')  
IES Classification: Type IV - Short - Non-Cutoff  
BUG Rating: B1 - U5 - G1

Input Watts (W): 50.4  
Input Voltage (V): 120  
Input Current (Ain): NR  
Voltage Rise (V): NR  
Power Factor: NR  
Total Harmonic Distortion (THDi): NR  
Frequency (hertz): 60  
Stabilization Time: NR  
Operation Time: NR  
Ambient Temperature (°C): NR  
Test Distance: 25 FT

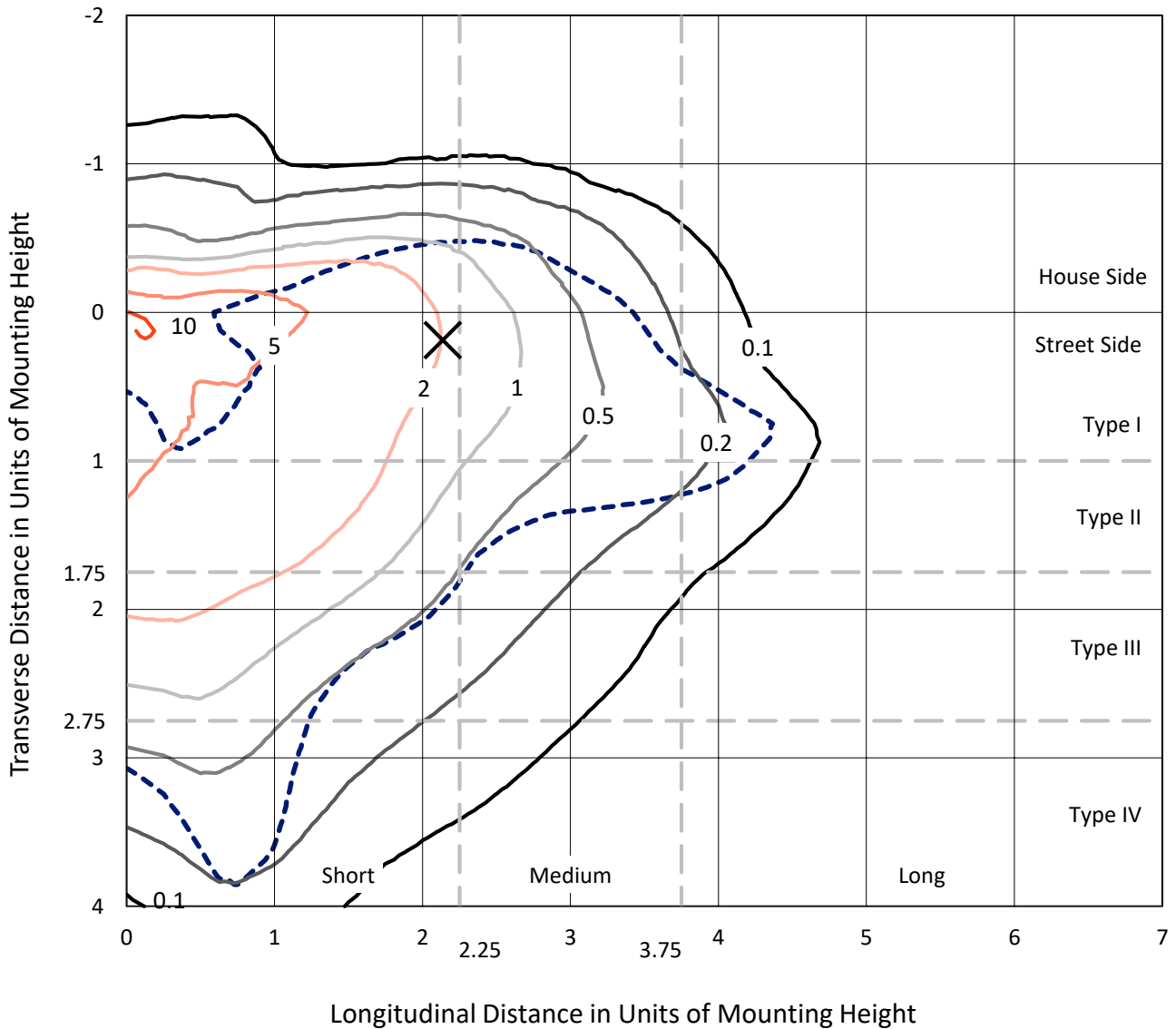


REPORT NUMBER: P271845

CATALOG NUMBER: ISW-AF-600-LED-E1-SLL-7027-ULG

### Iso-Footcandle Lines of Horizontal Illumination

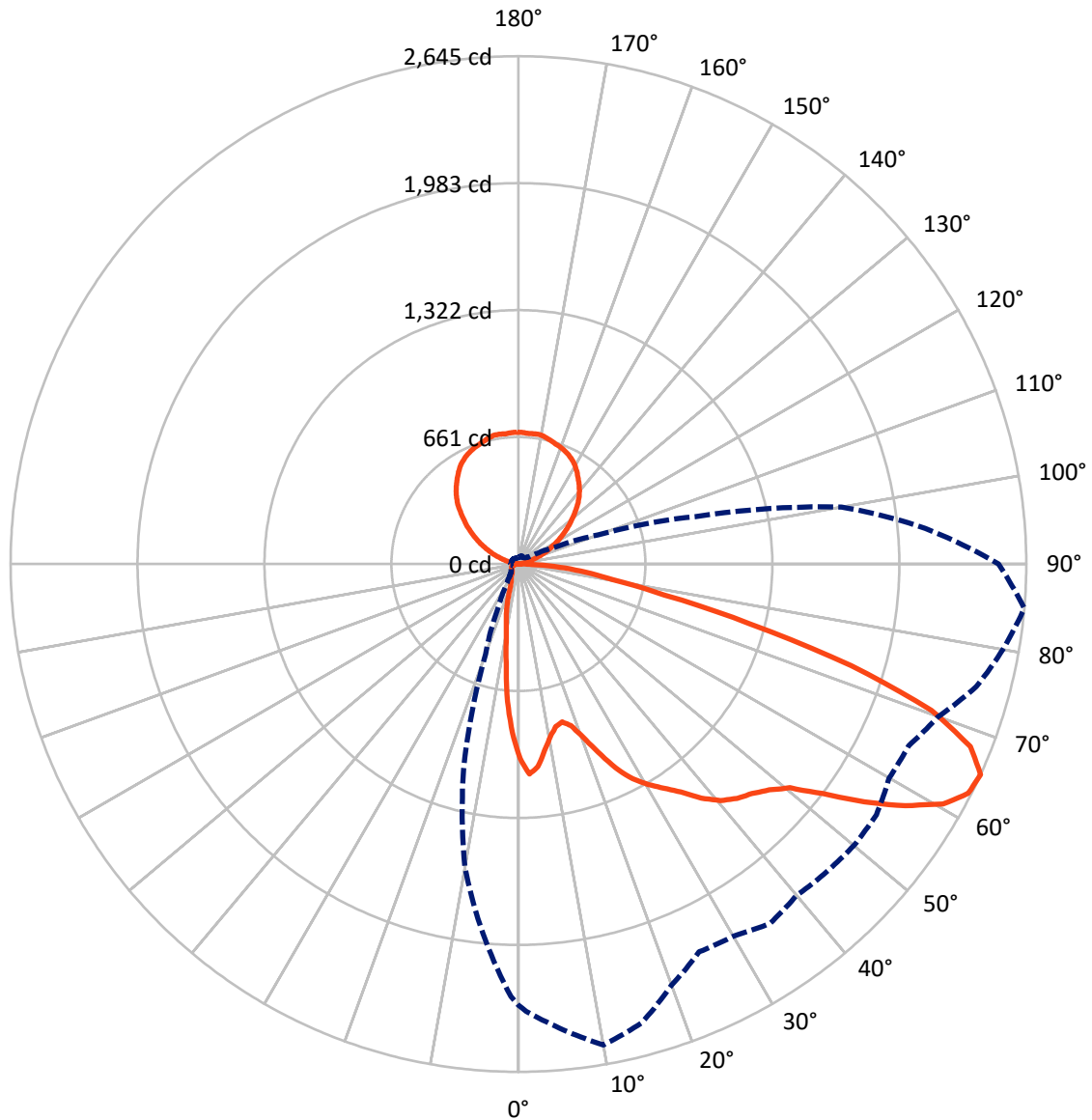
× Max cd  
 - - - 1/2 Max cd



Based on 10 foot mounting height. Maximum calculated value = 11.1 fc  
 Type IV - Short - Non-Cutoff

REPORT NUMBER: P271845  
CATALOG NUMBER: ISW-AF-600-LED-E1-SLL-7027-ULG

### Luminous Intensity Polar Plot



— Vertical Plane Through 85-Deg Lateral    - - - Horizontal Cone Through 65-Deg Vertical

REPORT NUMBER: P271845

CATALOG NUMBER: ISW-AF-600-LED-E1-SLL-7027-ULG

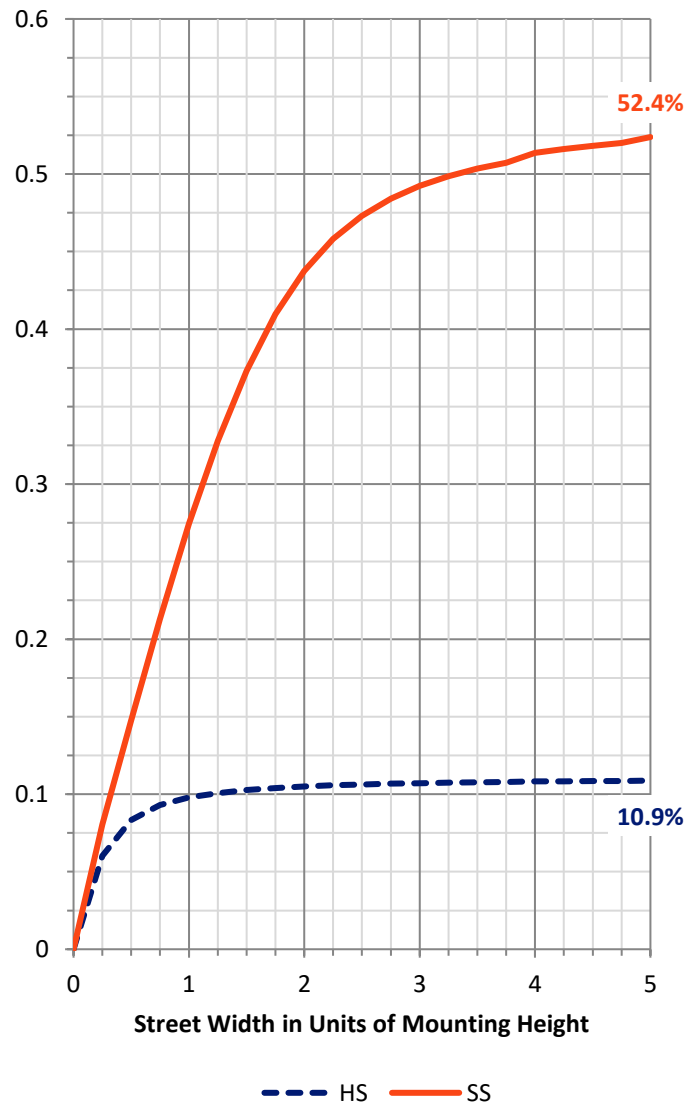
**FLUX DISTRIBUTION:**

		Downward	Upward	Total
<b>House Side</b>	Lumens	526.4	851.5	1377.9
	% Fixture	11.0	17.9	28.9
<b>Street Side</b>	Lumens	2540.6	851.6	3392.2
	% Fixture	53.3	17.9	71.1
<b>Total</b>	Lumens	3067.0	1703.1	4770.1
	% Fixture	64.3	35.7	100.0

**Coefficient of Utilization**

**ZONAL LUMENS:**

Zone	Lumens	% Fixture
0°-10°	75.1	1.6
10°-20°	144.4	3.0
20°-30°	205.9	4.3
30°-40°	298.7	6.3
40°-50°	427.3	9.0
50°-60°	656.1	13.8
60°-70°	759.4	15.9
70°-80°	387.4	8.1
80°-90°	112.8	2.4
90°-100°	9.2	0.2
100°-110°	56.3	1.2
110°-120°	163.0	3.4
120°-130°	268.1	5.6
130°-140°	330.6	6.9
140°-150°	338.2	7.1
150°-160°	284.9	6.0
160°-170°	187.6	3.9
170°-180°	65.0	1.4
0°-90°	3067.0	64.3
0°-180°	4770.1	100.0



REPORT NUMBER: P271845

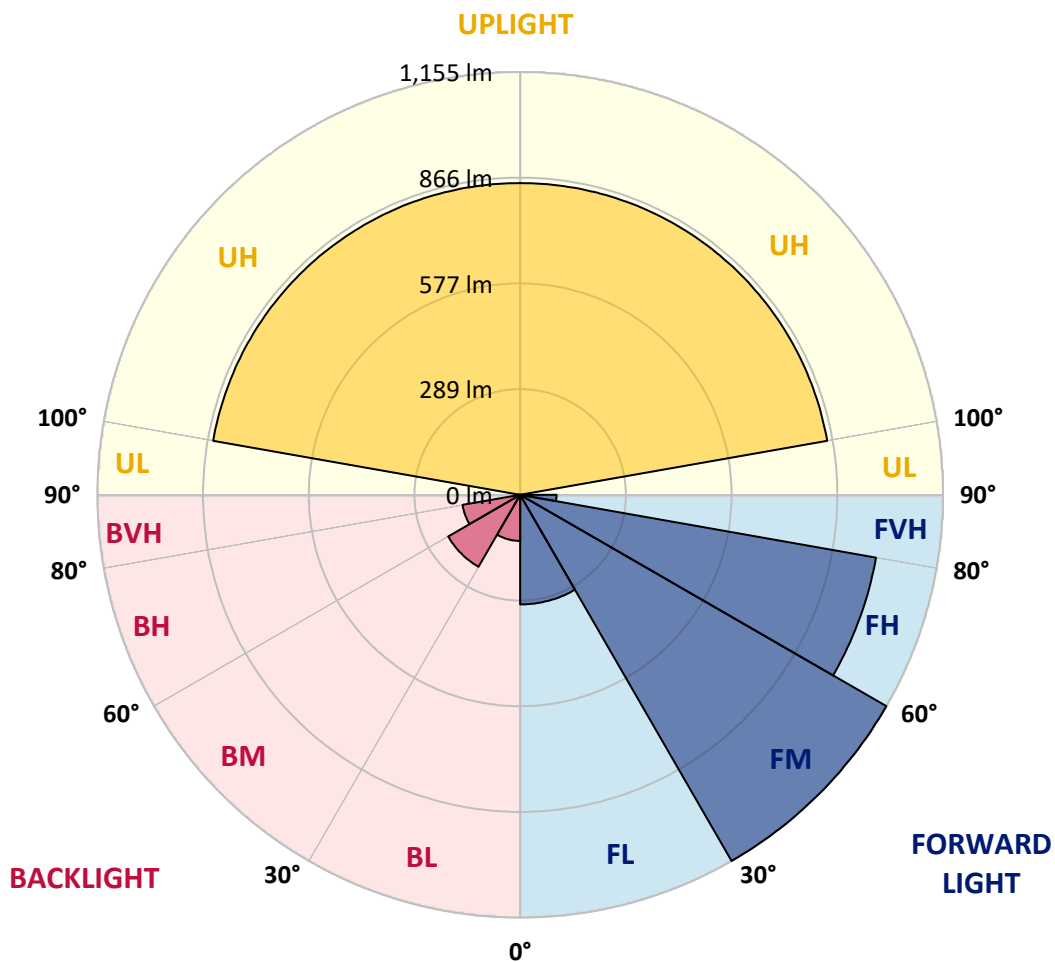
CATALOG NUMBER: ISW-AF-600-LED-E1-SLL-7027-ULG

**LUMINAIRE CLASSIFICATION SYSTEM LUMEN TABLE AND BUG RATING:**

Zone		Lumens	% Fixture	Zone Rating/Lumen Limit		
				B	U	G
FL	(0°-30°)	299.4	6.3			
FM	(30°-60°)	1155.0	24.2			
FH	(60°-80°)	986.8	20.7			G1/1800
FVH	(80°-90°)	99.3	2.1			G1/100
BL	(0°-30°)	125.9	2.6	B1/500		
BM	(30°-60°)	227.1	4.8	B1/1000		
BH	(60°-80°)	160.0	3.4	B1/500		G1/500
BVH	(80°-90°)	13.5	0.3			G1/100
UL	(90°-100°)	9.2	0.2		U1/10	
UH	(100°-180°)	851.5	17.9		U4/1000	

**BUG Rating: B1-U5-G1**

Type IV Short





REPORT NUMBER: P271845

CATALOG NUMBER: ISW-AF-600-LED-E1-SLL-7027-ULG

**CANDELA DISTRIBUTION (FULL):**

	0°	1°	5°	10°	15°	20°	25°	30°	35°	40°	45°
0°	1012.9	1012.9	1012.9	1012.9	1012.9	1012.9	1012.9	1012.9	1012.9	1012.9	1012.9
2.5°	1048.5	1049.6	1064.0	1078.0	1095.6	1092.9	1107.4	1118.2	1128.0	1129.6	1136.7
5°	984.5	994.9	1027.4	1055.3	1090.4	1117.7	1147.0	1170.3	1187.4	1203.3	1205.4
7.5°	894.8	902.4	940.2	984.0	1034.6	1070.7	1115.1	1153.9	1181.1	1207.0	1212.6
10°	817.9	825.1	867.0	923.6	968.0	1015.1	1060.9	1092.4	1128.0	1150.2	1161.0
12.5°	780.8	789.5	829.2	880.9	926.2	971.7	1006.2	1033.6	1053.7	1057.8	1060.9
15°	795.2	799.9	843.7	889.6	925.7	948.4	957.8	974.2	972.7	980.9	982.5
17.5°	853.5	851.4	897.9	929.8	947.4	944.7	930.4	921.6	906.1	901.4	914.9
20°	953.6	960.7	990.7	1010.3	992.3	950.5	910.7	883.4	861.7	854.5	853.0
22.5°	1070.7	1080.0	1112.6	1102.2	1056.2	979.9	907.6	863.8	837.0	829.2	826.1
25°	1193.6	1199.8	1216.2	1181.1	1116.6	1017.6	929.4	867.9	832.3	821.1	819.4
27.5°	1292.6	1298.8	1291.0	1250.8	1157.5	1059.9	959.3	886.4	840.1	828.8	823.6
30°	1373.6	1376.7	1350.9	1300.8	1208.0	1106.8	998.5	919.1	864.9	839.1	835.4
32.5°	1464.5	1462.4	1412.3	1343.1	1250.8	1149.1	1043.4	955.7	888.5	857.2	851.4
35°	1563.9	1545.9	1457.7	1385.0	1280.3	1181.7	1084.2	994.3	926.7	885.0	877.7
37.5°	1652.8	1634.3	1516.1	1418.1	1309.7	1207.0	1116.1	1044.4	985.1	946.9	943.8
40°	1721.9	1699.2	1560.4	1440.3	1324.1	1225.6	1153.9	1107.4	1068.2	1037.3	1037.3
42.5°	1777.7	1753.0	1603.7	1466.0	1336.9	1253.9	1216.8	1200.8	1192.5	1175.5	1181.7
45°	1831.4	1806.0	1639.4	1482.6	1366.0	1309.1	1314.3	1328.2	1352.9	1343.1	1351.9
47.5°	1882.4	1857.7	1679.7	1508.8	1421.6	1408.3	1435.0	1490.7	1539.2	1577.4	1604.4
50°	1968.1	1938.6	1751.9	1586.2	1509.3	1516.1	1593.4	1702.8	1781.8	1816.9	1814.8
52.5°	2130.6	2088.8	1907.2	1730.8	1634.7	1671.8	1763.2	1901.0	2004.2	2031.6	2042.4
55°	2329.2	2296.2	2131.7	1922.1	1852.5	1865.4	1979.0	2134.7	2214.2	2242.6	2251.9
57.5°	2445.9	2437.1	2334.0	2127.0	2059.5	2054.2	2202.4	2329.8	2398.5	2425.2	2417.0
59°	2473.2	2475.8	2417.0	2272.0	2179.1	2167.8	2318.4	2436.7	2494.0	2502.2	2498.1
60°	2470.7	2485.1	2478.0	2351.4	2254.9	2240.6	2367.4	2480.0	2528.0	2540.9	2526.4
62.5°	2417.5	2442.3	2510.9	2497.5	2426.8	2353.0	2412.8	2494.4	2525.3	2513.0	2502.2
65°	2296.8	2329.2	2424.7	2543.4	2475.3	2332.9	2228.2	2237.5	2284.4	2253.5	2268.4
67.5°	2088.3	2125.5	2176.1	2445.4	2346.4	2107.4	1927.3	1839.1	1816.9	1846.8	1894.3
70°	1698.8	1722.9	1851.0	2231.7	2060.4	1732.2	1506.3	1388.6	1349.3	1418.5	1467.0
72.5°	1198.2	1234.3	1403.1	1846.8	1695.1	1387.5	1139.9	1031.5	992.3	995.4	1037.7
75°	729.2	778.1	980.4	1460.4	1336.0	1063.0	868.4	790.5	778.7	771.9	764.7
77.5°	481.0	499.5	644.5	1007.8	901.0	755.9	651.7	683.7	719.4	727.1	736.3
80°	326.2	331.8	418.0	707.0	593.4	558.4	526.9	602.2	669.8	682.2	675.4
82.5°	200.7	217.7	291.5	476.8	473.1	456.7	416.5	475.2	520.2	527.8	541.8
85°	69.7	72.8	179.0	421.0	481.0	486.2	343.2	270.9	304.4	298.8	214.7
87.5°	29.9	33.6	55.8	281.8	325.5	269.3	156.8	139.3	107.3	60.4	58.3
90°	7.0	7.0	6.5	8.4	14.6	12.6	12.5	9.4	7.8	7.4	6.8
92.5°	4.0	4.0	4.0	4.4	4.9	5.4	5.9	5.9	5.9	5.9	5.9
95°	4.9	4.9	4.9	5.4	5.9	6.4	6.8	6.8	6.8	6.8	6.8
97.5°	6.8	6.8	6.8	7.4	7.8	7.8	7.8	8.4	8.8	8.8	8.8
100°	7.8	7.8	7.8	8.4	8.8	9.3	9.8	10.8	11.8	16.2	20.6
102.5°	10.8	10.8	10.8	11.8	12.8	15.2	17.7	22.1	26.5	32.9	39.3
105°	20.6	20.8	21.6	24.1	26.5	30.9	35.3	41.2	47.1	54.4	61.8
107.5°	40.2	40.4	41.2	44.6	48.1	52.6	57.0	64.3	71.7	79.1	86.3



REPORT NUMBER: P271845

CATALOG NUMBER: ISW-AF-600-LED-E1-SLL-7027-ULG

**CANDELA DISTRIBUTION (continued):**

	0°	1°	5°	10°	15°	20°	25°	30°	35°	40°	45°
110°	64.8	65.1	66.7	69.7	72.7	79.1	85.4	92.7	100.1	106.0	111.9
112.5°	97.2	97.2	97.2	100.6	104.0	111.4	118.8	125.1	131.5	135.9	140.3
115°	137.4	137.2	136.5	140.3	144.3	150.2	156.0	160.4	164.9	167.8	170.8
117.5°	180.6	180.6	180.6	183.1	185.5	189.5	193.3	195.8	198.3	199.7	201.2
120°	220.8	220.4	218.8	220.4	221.8	225.3	228.7	230.7	232.6	235.5	238.5
122.5°	258.2	257.5	255.2	255.7	256.2	259.1	262.0	264.0	266.0	269.0	271.8
125°	292.5	291.7	288.5	289.5	290.5	291.9	293.5	296.4	299.3	301.8	304.3
127.5°	323.9	323.7	322.9	322.9	322.9	324.8	326.8	329.8	332.7	333.2	333.7
130°	356.3	355.9	354.3	354.8	355.3	357.3	359.2	361.2	363.2	364.2	365.1
132.5°	388.7	388.2	386.7	386.2	385.7	389.7	393.5	395.1	396.5	397.1	397.5
135°	421.0	420.5	418.1	418.1	418.1	421.0	424.0	425.4	427.0	428.0	428.9
137.5°	451.5	450.9	448.5	449.5	450.5	450.9	451.5	453.5	455.4	457.3	459.3
140°	479.0	478.3	476.0	477.0	478.0	479.0	480.0	481.0	481.9	484.8	487.8
142.5°	508.4	507.8	505.5	506.5	507.5	507.9	508.4	509.9	511.3	513.3	515.3
145°	539.8	539.1	535.9	534.9	534.0	535.4	536.8	538.4	539.8	540.3	540.8
147.5°	564.3	563.8	561.4	560.9	560.5	561.9	563.3	563.3	563.3	563.9	564.3
150°	584.0	583.4	581.0	581.6	582.0	582.0	582.0	582.0	582.0	582.0	582.0
152.5°	599.7	599.1	596.7	596.7	596.7	597.2	597.7	598.2	598.7	598.7	598.7
155°	617.3	616.6	613.5	613.5	613.5	614.4	615.4	616.9	618.3	617.3	616.3
157.5°	634.0	633.5	631.1	631.1	631.1	631.6	632.0	633.0	634.0	633.6	633.0
160°	650.7	650.1	647.8	647.3	646.8	645.3	643.8	643.4	642.8	642.8	642.8
162.5°	660.5	659.7	656.6	656.6	656.6	654.7	652.7	650.7	648.8	649.7	650.7
165°	668.4	667.8	665.5	664.5	663.5	663.5	663.5	662.1	660.5	660.5	660.5
167.5°	677.2	676.6	674.3	672.8	671.3	672.3	673.3	674.3	675.3	673.8	672.3
170°	685.0	684.5	682.2	680.6	679.2	679.2	679.2	679.7	680.2	679.2	678.2
172.5°	686.0	685.7	684.1	683.1	682.2	681.2	680.2	678.7	677.2	677.2	677.2
175°	687.0	686.7	685.0	684.6	684.1	683.1	682.2	680.2	678.2	677.7	677.2
177.5°	693.9	693.5	692.0	689.4	687.0	686.6	686.0	685.0	684.1	683.1	682.2
180°	687.0	687.0	687.0	687.0	687.0	687.0	687.0	687.0	687.0	687.0	687.0





REPORT NUMBER: P271845

CATALOG NUMBER: ISW-AF-600-LED-E1-SLL-7027-ULG

**CANDELA DISTRIBUTION (continued):**

	50°	55°	60°	65°	70°	75°	80°	85°	90°	95°	100°
0°	1012.9	1012.9	1012.9	1012.9	1012.9	1012.9	1012.9	1012.9	1012.9	1012.9	1012.9
2.5°	1135.3	1128.5	1132.7	1126.9	1117.7	1111.6	1104.3	1094.9	1084.2	1069.7	1055.3
5°	1200.8	1195.6	1182.7	1164.1	1138.3	1116.6	1090.8	1060.4	1035.2	1002.6	972.1
7.5°	1206.4	1198.2	1174.4	1139.9	1100.2	1059.9	1029.5	979.9	947.9	896.3	861.7
10°	1154.8	1155.4	1131.7	1099.1	1057.8	1010.3	966.5	912.3	865.3	812.8	754.9
12.5°	1079.0	1086.2	1087.3	1058.3	1018.0	968.0	919.1	867.4	809.1	752.9	699.7
15°	992.8	1013.5	1015.1	1007.8	986.6	944.3	899.5	853.0	793.7	732.2	672.4
17.5°	915.9	935.6	953.6	970.1	971.2	951.0	923.6	883.9	824.6	752.3	682.2
20°	857.6	878.8	909.7	940.2	973.8	984.0	986.1	960.7	897.4	809.1	714.2
22.5°	833.4	858.2	889.6	946.9	1006.2	1042.8	1063.5	1063.5	996.8	893.7	766.8
25°	828.1	848.3	896.3	967.6	1047.0	1110.9	1150.2	1176.5	1128.5	1002.6	831.8
27.5°	831.8	859.2	918.4	991.3	1074.4	1156.4	1220.9	1266.8	1222.0	1076.9	892.2
30°	846.2	887.1	948.4	1023.8	1109.5	1196.1	1274.1	1332.4	1299.3	1144.5	949.5
32.5°	871.5	921.1	990.7	1058.8	1144.0	1238.0	1314.8	1391.7	1367.4	1191.5	979.9
35°	909.3	967.6	1031.0	1099.6	1181.1	1275.1	1357.1	1457.7	1449.0	1250.4	1010.3
37.5°	970.1	1030.0	1088.3	1147.0	1224.5	1315.8	1418.1	1546.5	1539.2	1337.5	1059.4
40°	1077.4	1112.6	1155.8	1193.6	1266.3	1353.5	1462.9	1619.7	1645.5	1412.3	1102.7
42.5°	1210.6	1231.1	1243.6	1253.9	1291.0	1373.1	1495.4	1668.8	1711.1	1468.1	1136.3
45°	1380.3	1374.1	1349.3	1325.7	1321.5	1384.5	1510.4	1704.9	1762.7	1522.3	1170.3
47.5°	1581.1	1567.6	1500.1	1422.2	1378.8	1405.1	1536.7	1758.1	1826.2	1593.4	1212.6
50°	1812.8	1781.2	1670.8	1539.2	1459.3	1463.4	1603.3	1831.8	1909.8	1686.4	1291.7
52.5°	2027.5	1971.2	1839.5	1665.6	1551.1	1565.0	1722.9	1984.5	2081.1	1840.1	1424.3
55°	2216.7	2144.5	2002.6	1812.2	1708.6	1732.8	1914.4	2186.8	2278.2	2023.3	1558.4
57.5°	2377.8	2300.9	2161.1	1993.4	1864.3	1884.5	2085.2	2374.7	2436.1	2187.9	1686.8
59°	2451.0	2375.2	2246.2	2091.4	1970.6	2013.0	2206.0	2468.1	2494.4	2251.3	1735.9
60°	2486.7	2410.8	2297.2	2146.1	2035.6	2091.4	2269.9	2538.8	2516.2	2260.7	1754.5
62.5°	2484.2	2430.9	2356.2	2252.9	2232.7	2325.7	2478.0	2629.6	2531.1	2233.8	1766.2
65°	2280.3	2275.7	2229.1	2241.0	2325.2	2468.6	2562.1	2644.6	2500.2	2127.0	1709.0
67.5°	1902.0	1921.1	1927.3	2000.1	2196.6	2440.2	2522.4	2538.3	2365.3	1898.4	1531.0
70°	1468.5	1426.3	1495.9	1624.5	1907.7	2221.5	2338.1	2282.3	2089.9	1589.8	1250.4
72.5°	1039.8	1052.2	1152.3	1318.9	1607.3	1932.4	2115.1	1811.3	1572.3	1190.0	886.4
75°	782.2	840.5	889.1	1035.2	1305.5	1655.4	1806.0	1245.1	1024.2	820.4	579.9
77.5°	749.7	745.1	708.0	738.9	941.2	1159.5	1288.5	777.1	641.4	536.6	350.4
80°	693.0	653.2	585.7	555.7	592.9	744.7	817.9	499.5	426.8	375.1	197.6
82.5°	537.6	510.9	439.6	437.6	494.3	528.9	562.5	354.0	321.0	304.0	121.3
85°	341.1	350.4	359.1	438.1	548.5	554.7	437.6	215.8	169.2	238.4	77.4
87.5°	101.1	164.6	199.7	339.0	494.3	495.9	329.2	70.7	63.5	74.3	44.8
90°	6.8	6.8	7.8	8.8	8.8	8.8	8.4	6.8	6.8	6.8	7.8
92.5°	6.4	6.8	6.8	6.8	6.4	5.9	5.9	5.9	5.9	5.9	5.9
95°	6.8	6.8	7.4	7.8	7.4	6.8	6.8	6.8	6.8	6.8	6.8
97.5°	10.3	11.8	10.8	9.8	9.3	8.8	8.4	7.8	7.8	7.8	8.4
100°	24.5	28.5	26.9	25.5	24.1	22.5	20.6	18.7	18.7	18.7	20.6
102.5°	44.2	49.0	47.6	46.2	43.7	41.2	39.7	38.3	37.3	38.3	39.7
105°	66.3	70.7	69.7	68.7	66.3	63.8	61.8	59.8	59.8	59.8	61.8
107.5°	89.8	93.2	92.7	92.3	90.3	88.3	86.9	85.4	84.4	85.4	86.9



REPORT NUMBER: P271845

CATALOG NUMBER: ISW-AF-600-LED-E1-SLL-7027-ULG

**CANDELA DISTRIBUTION (continued):**

	50°	55°	60°	65°	70°	75°	80°	85°	90°	95°	100°
110°	114.8	117.8	118.3	118.8	117.8	116.8	115.3	113.8	114.8	113.8	115.3
112.5°	142.8	145.3	146.2	147.2	146.7	146.2	145.3	144.3	144.3	144.3	145.3
115°	173.2	175.7	177.1	178.7	177.1	175.7	174.7	173.7	174.7	173.7	174.7
117.5°	204.2	207.1	209.0	211.0	208.6	206.1	205.2	204.2	205.2	204.2	205.2
120°	239.9	241.5	243.4	245.3	242.9	240.5	239.5	238.5	238.5	238.5	239.5
122.5°	272.8	273.8	275.8	277.8	275.3	272.8	271.8	270.9	271.8	270.9	271.8
125°	305.7	307.2	308.2	309.2	306.7	304.3	304.3	304.3	304.3	304.3	304.3
127.5°	336.1	338.6	339.1	339.6	339.6	339.6	339.1	338.6	340.5	338.6	339.1
130°	367.6	370.0	372.0	374.0	374.0	374.0	373.0	372.0	373.0	372.0	373.0
132.5°	400.5	403.4	405.9	408.3	407.3	406.3	406.3	406.3	407.3	406.3	406.3
135°	431.8	434.8	437.3	439.7	439.2	438.7	440.2	441.7	442.7	441.7	440.2
137.5°	461.8	464.2	465.2	466.2	466.7	467.2	469.6	472.1	473.0	472.1	469.6
140°	489.3	490.7	491.7	492.7	493.7	494.7	497.1	499.5	501.5	499.5	497.1
142.5°	516.3	517.2	520.2	523.2	523.2	523.2	523.6	524.1	526.0	524.1	523.6
145°	543.3	545.7	548.7	551.6	551.1	550.6	549.1	547.7	549.7	547.7	549.1
147.5°	566.8	569.3	571.7	574.2	574.6	575.2	573.7	572.2	574.2	572.2	573.7
150°	584.0	586.0	587.4	588.9	590.4	591.8	593.3	594.8	598.7	594.8	593.3
152.5°	599.2	599.7	601.1	602.7	604.6	606.5	609.1	611.5	616.3	611.5	609.1
155°	615.4	614.4	616.9	619.3	621.8	624.2	625.2	626.2	629.2	626.2	625.2
157.5°	632.6	632.0	634.0	636.0	637.0	638.0	638.0	638.0	642.8	638.0	638.0
160°	644.4	645.8	648.8	651.7	650.2	648.8	648.3	647.8	653.7	647.8	648.3
162.5°	652.7	654.7	656.6	658.5	658.1	657.6	656.6	655.7	661.5	655.7	656.6
165°	660.1	659.5	662.1	664.5	665.9	667.4	666.5	665.5	669.3	665.5	666.5
167.5°	668.9	665.5	668.4	671.3	673.3	675.3	675.3	675.3	681.2	675.3	675.3
170°	675.7	673.3	674.8	676.2	678.7	681.2	682.2	683.1	688.0	683.1	682.2
172.5°	676.7	676.2	677.7	679.2	680.2	681.2	682.2	683.1	688.0	683.1	682.2
175°	677.2	677.2	679.7	682.2	682.6	683.1	682.2	681.2	686.0	681.2	682.2
177.5°	681.6	681.2	683.6	686.0	687.0	688.0	686.6	685.0	689.0	685.0	686.6
180°	687.0	687.0	687.0	687.0	687.0	687.0	687.0	687.0	687.0	687.0	687.0



REPORT NUMBER: P271845

CATALOG NUMBER: ISW-AF-600-LED-E1-SLL-7027-ULG

**CANDELA DISTRIBUTION (continued):**

	105°	110°	115°	120°	125°	130°	135°	140°	145°	150°	155°
0°	1012.9	1012.9	1012.9	1012.9	1012.9	1012.9	1012.9	1012.9	1012.9	1012.9	1012.9
2.5°	1040.2	1038.2	1023.8	999.5	1001.6	990.2	975.8	952.6	947.9	935.0	933.0
5°	946.4	922.1	890.6	852.4	838.0	818.4	798.2	783.8	765.7	749.3	771.5
7.5°	821.1	785.4	748.7	708.5	685.2	653.2	636.3	603.2	579.0	574.4	555.2
10°	716.2	671.3	629.5	593.4	550.0	520.2	498.5	480.4	463.9	443.8	431.4
12.5°	646.6	595.9	551.6	506.7	486.2	461.3	448.0	430.8	407.1	390.1	373.5
15°	615.1	560.5	511.9	472.7	442.8	419.5	395.8	375.1	349.4	330.3	311.2
17.5°	610.9	539.7	478.3	434.5	402.0	376.7	345.2	317.9	286.4	265.2	249.2
20°	615.6	524.3	447.4	390.1	357.1	312.7	283.2	249.8	218.7	190.9	165.6
22.5°	634.1	516.1	416.9	354.0	305.0	254.4	222.9	180.1	153.8	126.9	117.0
25°	659.4	510.9	390.7	314.2	252.3	202.3	159.4	123.9	112.0	105.3	101.7
27.5°	686.2	501.5	361.2	277.7	210.0	149.1	119.1	104.2	99.6	96.0	93.4
30°	706.4	483.5	325.1	238.4	167.2	127.5	106.3	96.5	93.4	89.3	86.7
32.5°	715.2	455.6	292.6	201.2	140.9	109.4	92.9	87.2	84.1	80.5	78.9
35°	713.6	424.2	276.0	186.8	129.0	96.9	81.6	78.0	73.8	70.2	66.6
37.5°	715.2	395.3	263.1	183.2	123.9	87.8	74.3	71.8	68.6	64.9	61.9
40°	721.4	379.3	256.9	175.5	119.7	84.1	68.6	66.0	65.6	61.4	58.7
42.5°	723.9	380.8	254.0	164.6	109.4	83.0	68.6	62.9	62.9	59.8	56.8
45°	720.9	392.2	255.9	158.4	101.7	78.0	72.2	62.9	61.4	58.7	55.8
47.5°	730.1	400.5	255.9	157.5	96.5	72.8	68.6	69.2	62.4	59.4	54.7
50°	768.3	408.2	250.8	155.9	95.0	67.6	64.9	68.1	70.2	60.4	55.2
52.5°	836.0	418.0	245.1	153.3	92.9	63.5	60.4	64.0	71.8	63.5	55.2
55°	905.1	435.5	241.6	149.1	89.8	60.8	54.7	61.4	65.6	62.9	54.7
57.5°	978.8	454.6	237.9	139.3	82.6	58.3	52.6	53.7	58.7	60.8	53.2
59°	1001.1	463.9	234.7	132.1	76.4	56.2	51.0	49.6	52.6	58.3	52.1
60°	1017.2	464.4	231.1	125.9	72.8	55.2	50.0	48.0	49.0	59.8	52.6
62.5°	1018.6	463.9	219.8	113.0	65.6	53.2	48.5	45.9	44.8	50.0	53.7
65°	954.6	442.2	199.2	106.3	66.0	51.0	45.9	43.8	41.8	42.8	46.4
67.5°	835.0	386.5	177.5	107.9	69.7	49.6	43.8	41.8	40.2	39.3	40.7
70°	631.6	321.0	171.3	111.5	72.8	48.5	40.7	38.6	37.7	37.2	37.2
72.5°	437.6	264.2	164.6	114.1	75.4	48.0	37.7	35.7	35.1	34.6	34.6
75°	281.8	192.0	136.3	96.9	68.6	43.8	34.0	32.0	31.5	30.9	31.5
77.5°	166.6	134.2	100.1	68.1	50.0	35.1	29.5	27.8	27.8	27.8	28.4
80°	92.3	79.5	66.6	43.8	35.7	26.3	24.3	22.6	22.6	23.3	24.3
82.5°	55.2	43.8	37.7	27.8	24.3	18.5	18.1	17.0	17.6	18.1	19.1
85°	36.1	27.8	22.6	18.5	16.5	11.9	10.3	10.8	11.4	12.4	12.8
87.5°	20.1	15.5	12.4	10.8	9.8	5.2	4.1	4.1	5.2	6.2	7.3
90°	8.8	8.8	8.8	7.8	6.8	6.8	6.8	7.4	7.8	7.8	7.8
92.5°	5.9	6.4	6.8	6.8	6.8	6.4	5.9	5.9	5.9	5.9	5.9
95°	6.8	7.4	7.8	7.4	6.8	6.8	6.8	6.8	6.8	6.8	6.8
97.5°	8.8	9.3	9.8	10.8	11.8	10.3	8.8	8.8	8.8	8.4	7.8
100°	22.5	24.1	25.5	26.9	28.5	24.5	20.6	16.2	11.8	10.8	9.8
102.5°	41.2	43.7	46.2	47.6	49.0	44.2	39.3	32.9	26.5	22.1	17.7
105°	63.8	66.3	68.7	69.7	70.7	66.3	61.8	54.4	47.1	41.2	35.3
107.5°	88.3	90.3	92.3	92.7	93.2	89.8	86.3	79.1	71.7	64.3	57.0



REPORT NUMBER: P271845  
 CATALOG NUMBER: ISW-AF-600-LED-E1-SLL-7027-ULG

REPORT N  
 CATALOG

**CANDELA DISTRIBUTION (continued):**

**CANDELA**

	105°	110°	115°	120°	125°	130°	135°	140°	145°	150°	155°	
110°	116.8	117.8	118.8	118.3	117.8	114.8	111.9	106.0	100.1	92.7	85.4	0°
112.5°	146.2	146.7	147.2	146.2	145.3	142.8	140.3	135.9	131.5	125.1	118.8	2.5°
115°	175.7	177.1	178.7	177.1	175.7	173.2	170.8	167.8	164.9	160.4	156.0	5°
117.5°	206.1	208.6	211.0	209.0	207.1	204.2	201.2	199.7	198.3	195.8	193.3	7.5°
120°	240.5	242.9	245.3	243.4	241.5	239.9	238.5	235.5	232.6	230.7	228.7	10°
122.5°	272.8	275.3	277.8	275.8	273.8	272.8	271.8	269.0	266.0	264.0	262.0	12.5°
125°	304.3	306.7	309.2	308.2	307.2	305.7	304.3	301.8	299.3	296.4	293.5	15°
127.5°	339.6	339.6	339.6	339.1	338.6	336.1	333.7	333.2	332.7	329.8	326.8	17.5°
130°	374.0	374.0	374.0	372.0	370.0	367.6	365.1	364.2	363.2	361.2	359.2	20°
132.5°	406.3	407.3	408.3	405.9	403.4	400.5	397.5	397.1	396.5	395.1	393.5	22.5°
135°	438.7	439.2	439.7	437.3	434.8	431.8	428.9	428.0	427.0	425.4	424.0	25°
137.5°	467.2	466.7	466.2	465.2	464.2	461.8	459.3	457.3	455.4	453.5	451.5	27.5°
140°	494.7	493.7	492.7	491.7	490.7	489.3	487.8	484.8	481.9	481.0	480.0	30°
142.5°	523.2	523.2	523.2	520.2	517.2	516.3	515.3	513.3	511.3	509.9	508.4	32.5°
145°	550.6	551.1	551.6	548.7	545.7	543.3	540.8	540.3	539.8	538.4	536.8	35°
147.5°	575.2	574.6	574.2	571.7	569.3	566.8	564.3	563.9	563.3	563.3	563.3	37.5°
150°	591.8	590.4	588.9	587.4	586.0	584.0	582.0	582.0	582.0	582.0	582.0	40°
152.5°	606.5	604.6	602.7	601.1	599.7	599.2	598.7	598.7	598.7	598.2	597.7	42.5°
155°	624.2	621.8	619.3	616.9	614.4	615.4	616.3	617.3	618.3	616.9	615.4	45°
157.5°	638.0	637.0	636.0	634.0	632.0	632.6	633.0	633.6	634.0	633.0	632.0	47.5°
160°	648.8	650.2	651.7	648.8	645.8	644.4	642.8	642.8	642.8	643.4	643.8	50°
162.5°	657.6	658.1	658.5	656.6	654.7	652.7	650.7	649.7	648.8	650.7	652.7	52.5°
165°	667.4	665.9	664.5	662.1	659.5	660.1	660.5	660.5	660.5	662.1	663.5	55°
167.5°	675.3	673.3	671.3	668.4	665.5	668.9	672.3	673.8	675.3	674.3	673.3	57.5°
170°	681.2	678.7	676.2	674.8	673.3	675.7	678.2	679.2	680.2	679.7	679.2	59°
172.5°	681.2	680.2	679.2	677.7	676.2	676.7	677.2	677.2	677.2	678.7	680.2	60°
175°	683.1	682.6	682.2	679.7	677.2	677.2	677.2	677.7	678.2	680.2	682.2	62.5°
177.5°	688.0	687.0	686.0	683.6	681.2	681.6	682.2	683.1	684.1	685.0	686.0	65°
180°	687.0	687.0	687.0	687.0	687.0	687.0	687.0	687.0	687.0	687.0	687.0	67.5°
												70°
												72.5°
												75°
												77.5°
												80°
												82.5°
												85°
												87.5°
												90°
												92.5°
												95°
												97.5°
												100°
												102.5°
												105°
												107.5°



NUMBER: P271845  
 NUMBER: ISW-AF-600-LED-E1-SLL-7027-ULG

REPORT NUMBER: P  
 CATALOG NUMBER:

**DISTRIBUTION (continued):**

**CANDELA DISTRIBUTION**

160°	165°	170°	175°	180°	185°	190°	195°	200°	205°	210°	110°	160°
1012.9	1012.9	1012.9	1012.9	1012.9	1012.9	1012.9	1012.9	1012.9	1012.9	1012.9	110°	79.1
940.2	925.3	909.3	897.4	902.4	885.5	887.1	882.3	880.2	879.4	868.4	112.5°	111.4
744.7	750.3	726.5	729.2	736.3	718.8	707.0	726.5	723.9	706.4	716.2	115°	150.2
536.6	538.3	527.3	503.1	503.1	516.1	520.7	529.9	536.2	557.8	544.5	117.5°	189.5
410.3	395.8	384.9	374.1	367.9	355.0	358.2	369.5	376.7	389.1	398.8	120°	225.3
356.5	340.5	321.4	305.0	296.2	284.3	276.6	274.1	276.6	268.9	269.3	122.5°	259.1
296.2	281.8	260.6	251.9	235.3	226.0	220.8	214.2	208.9	198.2	193.6	125°	291.9
229.7	210.6	188.8	188.8	177.0	169.2	167.2	165.6	162.5	156.8	151.2	127.5°	324.8
152.7	140.3	128.0	121.8	122.8	121.8	118.7	123.9	123.9	125.9	124.9	130°	357.3
111.5	109.4	104.7	101.1	99.0	98.5	99.0	100.6	103.8	106.3	108.9	132.5°	389.7
100.1	99.0	95.0	91.4	90.8	89.8	89.8	91.4	91.9	92.3	91.9	135°	421.0
92.9	90.8	87.2	84.6	83.6	83.0	83.6	82.0	80.9	81.6	80.9	137.5°	450.9
84.1	82.6	78.9	76.9	76.4	76.4	74.8	74.3	73.3	73.8	73.3	140°	479.0
77.4	75.4	71.8	69.2	69.2	68.6	69.2	68.6	68.1	67.6	67.6	142.5°	507.9
64.9	64.5	60.8	59.8	60.4	61.9	61.9	61.9	62.4	61.9	61.9	145°	535.4
60.4	59.8	56.2	53.7	53.2	53.2	53.2	54.2	55.8	56.2	57.3	147.5°	561.9
57.3	56.8	53.2	51.0	50.0	49.6	49.0	49.0	49.6	51.7	53.2	150°	582.0
55.2	54.2	50.6	48.0	47.5	46.9	46.4	46.4	46.4	46.9	48.5	152.5°	597.2
54.2	52.6	48.5	45.9	44.8	44.4	44.4	44.8	44.4	44.4	44.4	155°	614.4
52.6	51.7	47.5	44.4	43.4	43.4	42.8	42.8	42.8	41.8	41.8	157.5°	631.6
52.1	50.6	46.4	43.4	42.3	41.8	41.3	41.8	40.7	40.2	39.7	160°	645.3
51.0	49.0	44.4	41.8	41.3	40.2	39.7	39.7	39.7	38.6	38.6	162.5°	654.7
50.6	48.0	43.4	40.7	39.7	38.6	38.2	38.2	39.3	38.2	38.2	165°	663.5
50.0	46.4	41.8	38.6	38.2	37.2	36.7	37.2	38.6	37.7	37.2	167.5°	672.3
48.0	45.5	40.7	38.2	37.2	36.1	35.7	36.1	37.2	37.2	37.2	170°	679.2
46.9	44.4	39.7	37.2	36.7	35.7	35.1	35.1	36.7	36.7	36.1	172.5°	681.2
45.5	43.4	38.6	35.7	34.6	34.6	34.0	34.0	34.6	34.6	35.1	175°	683.1
43.4	42.3	37.7	34.0	33.6	33.0	33.0	33.0	33.0	34.0	34.0	177.5°	686.6
41.3	40.7	36.1	33.0	32.0	32.0	32.0	32.0	32.0	32.5	33.0	180°	687.0
38.2	38.2	34.0	30.9	30.5	29.9	29.9	29.9	29.9	30.5	30.9		
35.1	35.7	31.5	28.4	27.8	27.8	27.8	27.8	28.4	28.4	28.8		
32.0	32.5	28.4	25.3	25.3	25.3	25.3	25.3	25.3	25.3	26.3		
28.8	28.8	24.3	21.2	21.6	22.2	22.6	22.2	22.2	22.6	24.3		
24.7	24.3	20.1	17.6	17.6	18.5	19.1	18.5	19.1	19.1	21.2		
19.7	19.7	15.5	12.8	12.8	14.9	14.9	14.9	15.5	16.0	17.6		
14.9	14.5	10.8	8.7	8.7	10.3	10.8	11.4	11.9	12.4	13.5		
8.7	8.7	5.7	3.6	4.1	4.6	6.2	6.2	6.2	7.3	8.7		
7.4	7.4	5.9	4.9	4.9	4.9	5.9	6.8	7.4	7.8	7.8		
5.4	4.9	4.4	4.0	4.0	4.0	4.4	4.9	5.4	5.9	5.9		
6.4	5.9	5.4	4.9	4.9	4.9	5.4	5.9	6.4	6.8	6.8		
7.8	7.8	7.4	6.8	6.8	6.8	7.4	7.8	7.8	7.8	8.4		
9.3	8.8	8.4	7.8	7.8	7.8	8.4	8.8	9.3	9.8	10.8		
15.2	12.8	11.8	10.8	10.8	10.8	11.8	12.8	15.2	17.7	22.1		
30.9	26.5	24.1	21.6	20.6	21.6	24.1	26.5	30.9	35.3	41.2		
52.6	48.1	44.6	41.2	40.2	41.2	44.6	48.1	52.6	57.0	64.3		

271845  
 ISW-AF-600-LED-E1-SLL-7027-ULG

REPORT NUMBER: P271845  
 CATALOG NUMBER: ISW-AF-60

**TION (continued):**

**CANDELA DISTRIBUTION (con**

165°	170°	175°	180°	185°	190°	195°	200°	205°	210°		215°	220°
72.7	69.7	66.7	64.8	66.7	69.7	72.7	79.1	85.4	92.7	0°	1012.9	1012.9
104.0	100.6	97.2	97.2	97.2	100.6	104.0	111.4	118.8	125.1	2.5°	877.7	877.3
144.3	140.3	136.5	137.4	136.5	140.3	144.3	150.2	156.0	160.4	5°	720.4	715.7
185.5	183.1	180.6	180.6	180.6	183.1	185.5	189.5	193.3	195.8	7.5°	558.4	575.4
221.8	220.4	218.8	220.8	218.8	220.4	221.8	225.3	228.7	230.7	10°	402.5	414.4
256.2	255.7	255.2	258.2	255.2	255.7	256.2	259.1	262.0	264.0	12.5°	280.2	286.4
290.5	289.5	288.5	292.5	288.5	289.5	290.5	291.9	293.5	296.4	15°	193.0	205.4
322.9	322.9	322.9	323.9	322.9	322.9	322.9	324.8	326.8	329.8	17.5°	150.2	151.7
355.3	354.8	354.3	356.3	354.3	354.8	355.3	357.3	359.2	361.2	20°	123.9	124.9
385.7	386.2	386.7	388.7	386.7	386.2	385.7	389.7	393.5	395.1	22.5°	110.0	112.0
418.1	418.1	418.1	421.0	418.1	418.1	418.1	421.0	424.0	425.4	25°	92.3	94.4
450.5	449.5	448.5	451.5	448.5	449.5	450.5	450.9	451.5	453.5	27.5°	81.6	83.6
478.0	477.0	476.0	479.0	476.0	477.0	478.0	479.0	480.0	481.0	30°	74.8	75.9
507.5	506.5	505.5	508.4	505.5	506.5	507.5	507.9	508.4	509.9	32.5°	68.1	68.1
534.0	534.9	535.9	539.8	535.9	534.9	534.0	535.4	536.8	538.4	35°	62.4	62.9
560.5	560.9	561.4	564.3	561.4	560.9	560.5	561.9	563.3	563.3	37.5°	58.3	59.4
582.0	581.6	581.0	584.0	581.0	581.6	582.0	582.0	582.0	582.0	40°	54.7	55.2
596.7	596.7	596.7	599.7	596.7	596.7	596.7	597.2	597.7	598.2	42.5°	49.6	50.6
613.5	613.5	613.5	617.3	613.5	613.5	613.5	614.4	615.4	616.9	45°	44.8	45.5
631.1	631.1	631.1	634.0	631.1	631.1	631.1	631.6	632.0	633.0	47.5°	41.8	41.8
646.8	647.3	647.8	650.7	647.8	647.3	646.8	645.3	643.8	643.4	50°	39.7	40.2
656.6	656.6	656.6	660.5	656.6	656.6	656.6	654.7	652.7	650.7	52.5°	38.6	39.3
663.5	664.5	665.5	668.4	665.5	664.5	663.5	663.5	663.5	662.1	55°	38.2	39.3
671.3	672.8	674.3	677.2	674.3	672.8	671.3	672.3	673.3	674.3	57.5°	38.2	38.6
679.2	680.6	682.2	685.0	682.2	680.6	679.2	679.2	679.2	679.7	59°	37.7	38.2
682.2	683.1	684.1	686.0	684.1	683.1	682.2	681.2	680.2	678.7	60°	37.7	38.6
684.1	684.6	685.0	687.0	685.0	684.6	684.1	683.1	682.2	680.2	62.5°	36.1	37.2
687.0	689.4	692.0	693.9	692.0	689.4	687.0	686.6	686.0	685.0	65°	35.1	36.1
687.0	687.0	687.0	687.0	687.0	687.0	687.0	687.0	687.0	687.0	67.5°	33.6	35.1
										70°	32.0	33.6
										72.5°	29.9	32.0
										75°	27.8	29.5
										77.5°	25.3	26.8
										80°	22.2	22.6
										82.5°	18.5	18.5
										85°	13.9	12.4
										87.5°	7.7	8.3
										90°	7.8	7.4
										92.5°	5.9	5.9
										95°	6.8	6.8
										97.5°	8.8	8.8
										100°	11.8	16.2
										102.5°	26.5	32.9
										105°	47.1	54.4
										107.5°	71.7	79.1



REPORT NUMBER: P271845

CATALOG NUMBER: ISW-AF-600-LED-E1-

00-LED-E1-SLL-7027-ULG

**tinued):**

**CANDELA DISTRIBUTION (continued):**

225°	230°	235°	240°	245°	250°	255°	260°	265°		215°	220°	225°
1012.9	1012.9	1012.9	1012.9	1012.9	1012.9	1012.9	1012.9	1012.9	110°	100.1	106.0	111.9
866.3	866.3	881.9	883.4	865.3	870.0	878.8	868.4	879.8	112.5°	131.5	135.9	140.3
727.1	720.9	721.4	717.3	724.6	716.2	725.0	721.9	719.4	115°	164.9	167.8	170.8
564.6	575.4	567.5	552.6	564.6	555.2	537.6	539.3	519.6	117.5°	198.3	199.7	201.2
424.2	416.5	412.3	405.0	386.0	389.5	370.0	373.1	379.8	120°	232.6	235.5	238.5
292.6	286.9	293.7	289.0	281.2	282.8	286.9	291.1	301.9	122.5°	266.0	269.0	271.8
205.4	202.7	201.2	204.4	213.1	217.7	224.5	236.8	243.0	125°	299.3	301.8	304.3
154.3	154.8	153.3	157.9	165.1	168.7	170.3	171.3	178.5	127.5°	332.7	333.2	333.7
127.5	129.5	129.0	130.5	128.5	126.4	128.0	124.9	122.3	130°	363.2	364.2	365.1
111.5	112.0	109.4	108.9	105.8	103.2	101.1	101.1	100.1	132.5°	396.5	397.1	397.5
94.4	95.0	92.3	92.3	91.9	93.4	92.3	90.3	89.8	135°	427.0	428.0	428.9
84.6	83.6	82.0	82.0	80.9	80.9	81.6	82.0	81.6	137.5°	455.4	457.3	459.3
75.9	74.8	74.3	74.8	74.3	74.8	75.4	74.8	75.4	140°	481.9	484.8	487.8
69.7	68.6	68.6	69.2	68.6	69.2	69.2	69.2	68.6	142.5°	511.3	513.3	515.3
64.5	63.5	63.5	63.5	62.9	61.9	60.8	59.4	57.9	145°	539.8	540.3	540.8
60.4	59.8	58.7	58.3	56.8	53.7	52.6	52.6	52.6	147.5°	563.3	563.9	564.3
56.8	55.8	55.2	53.2	51.0	50.0	50.0	50.0	50.0	150°	582.0	582.0	582.0
52.1	50.6	49.6	49.0	48.5	48.5	48.0	48.0	48.0	152.5°	598.7	598.7	598.7
46.4	45.9	45.9	46.4	46.4	46.4	46.4	45.9	46.4	155°	618.3	617.3	616.3
42.8	42.8	43.4	43.8	44.4	44.8	45.5	44.8	45.5	157.5°	634.0	633.6	633.0
41.3	41.3	41.3	42.3	42.8	43.4	44.4	44.4	44.4	160°	642.8	642.8	642.8
40.2	40.2	40.7	41.3	41.8	42.3	42.8	43.4	43.8	162.5°	648.8	649.7	650.7
39.7	40.2	39.7	40.2	40.7	41.8	42.3	42.3	42.8	165°	660.5	660.5	660.5
39.7	39.7	39.7	39.7	40.7	41.3	40.7	41.3	41.8	167.5°	675.3	673.8	672.3
39.7	39.7	39.3	39.7	40.2	40.7	40.2	40.2	41.3	170°	680.2	679.2	678.2
39.3	39.7	39.3	39.3	39.7	40.2	39.7	40.2	40.7	172.5°	677.2	677.2	677.2
38.2	38.6	38.2	38.6	38.6	39.3	39.3	39.3	39.7	175°	678.2	677.7	677.2
37.2	37.2	37.2	37.7	37.7	38.2	38.2	38.6	38.2	177.5°	684.1	683.1	682.2
36.1	36.1	36.1	36.7	36.7	37.2	37.7	37.2	37.2	180°	687.0	687.0	687.0
35.1	34.6	34.0	34.6	35.1	35.1	35.7	35.1	35.7				
33.6	33.0	32.5	32.5	33.0	33.0	33.6	33.0	33.0				
30.9	30.9	29.9	29.9	29.9	29.9	30.5	29.9	29.5				
27.8	27.8	26.8	26.8	26.8	26.8	26.3	26.3	26.3				
23.3	23.7	23.7	23.3	23.3	22.6	22.6	22.2	21.6				
17.6	18.5	19.1	19.1	19.1	19.1	19.1	18.1	17.0				
12.4	13.9	15.5	15.5	14.9	14.9	14.9	13.5	11.9				
7.7	9.3	9.8	10.8	9.3	8.7	8.7	7.7	7.3				
6.8	6.8	7.9	8.4	10.4	10.4	10.9	8.9	7.4				
5.9	6.4	6.8	6.8	6.8	6.4	5.9	5.9	5.9				
6.8	6.8	6.8	7.4	7.8	7.4	6.8	6.8	6.8				
8.8	10.3	11.8	10.8	9.8	9.3	8.8	8.4	7.8				
20.6	24.5	28.5	26.9	25.5	24.1	22.5	20.6	18.7				
39.3	44.2	49.0	47.6	46.2	43.7	41.2	39.7	38.3				
61.8	66.3	70.7	69.7	68.7	66.3	63.8	61.8	59.8				
86.3	89.8	93.2	92.7	92.3	90.3	88.3	86.9	85.4				



REPORT NUMBER: P271845

CATALOG NUMBER: ISW-AF-600-LED-E1-SLL-7027-

SLL-7027-ULG

**CANDELA DISTRIBUTION (continued):**

230°	235°	240°	245°	250°	255°	260°	265°		270°	275°	280°	285°
114.8	117.8	118.3	118.8	117.8	116.8	115.3	113.8	0°	1012.9	1012.9	1012.9	1012.9
142.8	145.3	146.2	147.2	146.7	146.2	145.3	144.3	2.5°	870.0	889.1	891.7	894.3
173.2	175.7	177.1	178.7	177.1	175.7	174.7	173.7	5°	715.2	734.3	723.5	728.1
204.2	207.1	209.0	211.0	208.6	206.1	205.2	204.2	7.5°	522.3	509.8	525.8	535.6
239.9	241.5	243.4	245.3	242.9	240.5	239.5	238.5	10°	381.3	395.8	402.0	413.3
272.8	273.8	275.8	277.8	275.3	272.8	271.8	270.9	12.5°	316.3	325.5	337.0	355.0
305.7	307.2	308.2	309.2	306.7	304.3	304.3	304.3	15°	256.5	263.1	277.7	295.1
336.1	338.6	339.1	339.6	339.6	339.6	339.1	338.6	17.5°	186.8	196.5	205.9	220.4
367.6	370.0	372.0	374.0	374.0	374.0	373.0	372.0	20°	125.4	129.5	140.9	147.6
400.5	403.4	405.9	408.3	407.3	406.3	406.3	406.3	22.5°	100.6	102.1	104.2	110.0
431.8	434.8	437.3	439.7	439.2	438.7	440.2	441.7	25°	90.3	91.4	92.9	95.0
461.8	464.2	465.2	466.2	466.7	467.2	469.6	472.1	27.5°	82.0	82.6	84.1	85.1
489.3	490.7	491.7	492.7	493.7	494.7	497.1	499.5	30°	74.8	74.3	74.8	76.4
516.3	517.2	520.2	523.2	523.2	523.2	523.6	524.1	32.5°	67.0	67.0	68.1	68.1
543.3	545.7	548.7	551.6	551.1	550.6	549.1	547.7	35°	57.9	57.3	58.3	59.8
566.8	569.3	571.7	574.2	574.6	575.2	573.7	572.2	37.5°	53.2	53.7	54.7	55.8
584.0	586.0	587.4	588.9	590.4	591.8	593.3	594.8	40°	50.6	51.0	52.1	53.2
599.2	599.7	601.1	602.7	604.6	606.5	609.1	611.5	42.5°	48.0	49.0	50.0	51.7
615.4	614.4	616.9	619.3	621.8	624.2	625.2	626.2	45°	46.4	47.5	49.0	50.6
632.6	632.0	634.0	636.0	637.0	638.0	638.0	638.0	47.5°	45.9	46.9	48.5	50.6
644.4	645.8	648.8	651.7	650.2	648.8	648.3	647.8	50°	44.8	46.4	48.0	50.0
652.7	654.7	656.6	658.5	658.1	657.6	656.6	655.7	52.5°	44.8	45.9	47.5	50.0
660.1	659.5	662.1	664.5	665.9	667.4	666.5	665.5	55°	43.4	44.8	46.4	49.0
668.9	665.5	668.4	671.3	673.3	675.3	675.3	675.3	57.5°	42.3	43.4	45.5	48.5
675.7	673.3	674.8	676.2	678.7	681.2	682.2	683.1	59°	41.8	42.8	44.8	48.0
676.7	676.2	677.7	679.2	680.2	681.2	682.2	683.1	60°	40.7	42.3	44.4	47.5
677.2	677.2	679.7	682.2	682.6	683.1	682.2	681.2	62.5°	39.7	41.3	43.4	46.4
681.6	681.2	683.6	686.0	687.0	688.0	686.6	685.0	65°	38.2	40.2	42.3	44.4
687.0	687.0	687.0	687.0	687.0	687.0	687.0	687.0	67.5°	37.2	38.2	40.2	42.3
								70°	35.1	36.1	37.7	39.3
								72.5°	32.5	33.0	34.0	35.7
								75°	28.8	29.5	29.9	31.5
								77.5°	25.3	25.3	25.8	27.8
								80°	21.2	21.2	21.6	22.6
								82.5°	16.0	16.0	17.0	18.5
								85°	11.4	10.8	12.4	13.5
								87.5°	6.6	6.2	6.6	6.6
								90°	7.4	8.4	8.9	9.9
								92.5°	5.9	5.9	5.9	5.9
								95°	6.8	6.8	6.8	6.8
								97.5°	7.8	7.8	8.4	8.8
								100°	18.7	18.7	20.6	22.5
								102.5°	37.3	38.3	39.7	41.2
								105°	59.8	59.8	61.8	63.8
								107.5°	84.4	85.4	86.9	88.3





REPORT NUMBER: P271845

CATALOG NUMBER: ISW-AF-600-LED-E1-SLL-7027-ULG

ULG

**CANDELA DISTRIBUTION (continued):**

290°	295°	300°	305°	310°	315°	320°		270°	275°	280°	285°	290°
1012.9	1012.9	1012.9	1012.9	1012.9	1012.9	1012.9	110°	114.8	113.8	115.3	116.8	117.8
904.5	899.5	903.5	919.5	925.3	932.4	956.7	112.5°	144.3	144.3	145.3	146.2	146.7
739.5	746.1	739.5	771.9	773.5	795.2	803.9	115°	174.7	173.7	174.7	175.7	177.1
543.4	552.2	566.7	588.3	594.5	625.4	651.7	117.5°	205.2	204.2	205.2	206.1	208.6
424.2	435.5	455.6	469.1	482.5	500.5	521.6	120°	238.5	238.5	239.5	240.5	242.9
376.7	388.6	406.1	423.1	442.2	456.2	473.7	122.5°	271.8	270.9	271.8	272.8	275.3
314.8	333.3	350.4	372.5	388.6	413.8	434.5	125°	304.3	304.3	304.3	304.3	306.7
240.5	266.3	283.2	310.2	334.3	356.5	384.5	127.5°	340.5	338.6	339.1	339.6	339.6
167.2	187.3	208.9	237.9	269.3	299.9	337.0	130°	373.0	372.0	373.0	374.0	374.0
115.1	125.9	142.4	172.4	204.8	248.7	289.0	132.5°	407.3	406.3	406.3	406.3	407.3
98.1	102.1	108.3	122.8	150.2	198.2	242.5	135°	442.7	441.7	440.2	438.7	439.2
87.2	90.3	94.4	101.7	116.2	149.1	198.2	137.5°	473.0	472.1	469.6	467.2	466.7
79.9	83.6	87.8	92.9	100.6	123.3	160.0	140°	501.5	499.5	497.1	494.7	493.7
70.2	72.8	76.4	82.0	87.8	105.8	141.4	142.5°	526.0	524.1	523.6	523.2	523.2
61.9	64.9	69.7	73.8	79.5	94.0	128.5	145°	549.7	547.7	549.1	550.6	551.1
57.9	60.8	64.9	68.6	72.8	84.6	119.1	147.5°	574.2	572.2	573.7	575.2	574.6
55.2	58.3	62.4	65.6	68.1	81.6	115.6	150°	598.7	594.8	593.3	591.8	590.4
53.7	57.3	60.8	62.9	68.1	83.0	106.8	152.5°	616.3	611.5	609.1	606.5	604.6
53.2	56.8	60.8	64.5	74.8	78.4	101.1	155°	629.2	626.2	625.2	624.2	621.8
53.7	56.8	61.9	72.2	72.8	74.3	95.0	157.5°	642.8	638.0	638.0	638.0	637.0
53.7	58.3	69.2	75.4	69.2	70.2	89.3	160°	653.7	647.8	648.3	648.8	650.2
54.2	60.4	71.8	70.2	67.0	65.6	83.0	162.5°	661.5	655.7	656.6	657.6	658.1
54.2	59.4	68.6	66.0	61.9	62.4	75.9	165°	669.3	665.5	666.5	667.4	665.9
52.6	59.4	66.0	59.8	56.8	59.4	69.7	167.5°	681.2	675.3	675.3	675.3	673.3
51.7	60.8	58.7	55.2	55.2	57.9	66.6	170°	688.0	683.1	682.2	681.2	678.7
51.0	62.4	55.8	53.7	53.7	57.3	64.9	172.5°	688.0	683.1	682.2	681.2	680.2
49.6	58.3	51.0	50.0	51.7	54.2	62.9	175°	686.0	681.2	682.2	683.1	682.6
46.4	48.5	46.9	46.9	49.0	52.1	61.9	177.5°	689.0	685.0	686.6	688.0	687.0
42.8	43.8	43.8	44.4	46.4	49.0	62.9	180°	687.0	687.0	687.0	687.0	687.0
39.7	39.7	40.7	41.3	42.8	46.4	60.4						
36.1	36.7	36.7	37.7	38.6	42.3	58.3						
32.0	32.0	33.0	33.0	34.6	38.2	52.1						
27.8	27.8	27.8	28.4	29.5	33.0	42.8						
23.3	23.3	23.3	23.7	24.3	27.4	32.5						
18.5	18.1	17.6	17.6	18.5	21.2	25.3						
12.8	12.8	12.4	12.4	12.4	13.9	17.0						
7.3	6.2	6.6	7.3	6.6	7.7	9.3						
9.3	9.9	9.4	8.9	8.9	8.9	10.5						
6.4	6.8	6.8	6.8	6.4	5.9	5.9						
7.4	7.8	7.4	6.8	6.8	6.8	6.8						
9.3	9.8	10.8	11.8	10.3	8.8	8.8						
24.1	25.5	26.9	28.5	24.5	20.6	16.2						
43.7	46.2	47.6	49.0	44.2	39.3	32.9						
66.3	68.7	69.7	70.7	66.3	61.8	54.4						
90.3	92.3	92.7	93.2	89.8	86.3	79.1						



REPORT NUMBER: P271845

CATALOG NUMBER: ISW-AF-600-LED-E1-SLL-7027-ULG

**CANDELA DISTRIBUTION (continued):**

295°	300°	305°	310°	315°	320°		325°	330°	335°	340°	345°	350°
118.8	118.3	117.8	114.8	111.9	106.0	0°	1012.9	1012.9	1012.9	1012.9	1012.9	1012.9
147.2	146.2	145.3	142.8	140.3	135.9	2.5°	953.6	967.0	988.1	992.3	1009.3	1021.2
178.7	177.1	175.7	173.2	170.8	167.8	5°	808.0	840.1	851.4	873.6	912.3	931.9
211.0	209.0	207.1	204.2	201.2	199.7	7.5°	666.7	691.0	718.3	753.9	782.2	815.8
245.3	243.4	241.5	239.9	238.5	235.5	10°	548.5	583.1	618.8	647.6	687.3	727.5
277.8	275.8	273.8	272.8	271.8	269.0	12.5°	487.2	506.3	541.3	582.0	631.6	676.5
309.2	308.2	307.2	305.7	304.3	301.8	15°	455.1	477.8	515.4	558.8	611.5	667.2
339.6	339.1	338.6	336.1	333.7	333.2	17.5°	415.4	451.5	494.3	556.3	624.4	701.8
374.0	372.0	370.0	367.6	365.1	364.2	20°	376.2	420.0	476.3	557.8	652.2	752.9
408.3	405.9	403.4	400.5	397.5	397.1	22.5°	341.5	393.6	465.0	567.1	687.8	821.9
439.7	437.3	434.8	431.8	428.9	428.0	25°	300.8	370.6	456.2	586.2	742.6	914.9
466.2	465.2	464.2	461.8	459.3	457.3	27.5°	268.3	348.4	443.2	602.8	792.7	1004.1
492.7	491.7	490.7	489.3	487.8	484.8	30°	232.2	322.5	425.2	608.4	853.5	1077.4
523.2	520.2	517.2	516.3	515.3	513.3	32.5°	203.3	298.2	404.6	603.2	880.9	1128.5
551.6	548.7	545.7	543.3	540.8	540.3	35°	189.5	280.7	387.0	585.2	903.5	1183.8
574.2	571.7	569.3	566.8	564.3	563.9	37.5°	180.1	261.7	370.0	555.2	929.4	1238.4
588.9	587.4	586.0	584.0	582.0	582.0	40°	168.3	246.7	356.1	533.5	949.5	1283.9
602.7	601.1	599.7	599.2	598.7	598.7	42.5°	157.5	233.2	345.2	514.5	954.6	1324.6
619.3	616.9	614.4	615.4	616.3	617.3	45°	148.1	224.9	337.0	515.4	958.2	1381.3
636.0	634.0	632.0	632.6	633.0	633.6	47.5°	140.9	217.2	333.9	533.1	996.4	1460.4
651.7	648.8	645.8	644.4	642.8	642.8	50°	134.2	210.6	328.7	567.1	1057.8	1567.1
658.5	656.6	654.7	652.7	650.7	649.7	52.5°	126.4	201.2	322.0	602.2	1124.9	1710.0
664.5	662.1	659.5	660.1	660.5	660.5	55°	116.2	188.8	314.8	631.6	1216.2	1883.9
671.3	668.4	665.5	668.9	672.3	673.8	57.5°	100.1	174.5	310.2	646.6	1272.4	1984.1
676.2	674.8	673.3	675.7	678.2	679.2	59°	91.9	160.4	307.5	639.3	1287.5	2001.2
679.2	677.7	676.2	676.7	677.2	677.2	60°	87.2	152.3	303.4	630.6	1291.7	1990.3
682.2	679.7	677.2	677.2	677.2	677.7	62.5°	80.9	132.6	286.4	586.8	1233.8	1859.2
686.0	683.6	681.2	681.6	682.2	683.1	65°	82.6	125.4	247.8	499.5	1101.2	1603.3
687.0	687.0	687.0	687.0	687.0	687.0	67.5°	84.6	122.3	214.2	403.5	877.7	1326.7
						70°	83.0	120.7	194.6	321.0	657.4	993.3
						72.5°	80.9	114.1	168.7	258.0	416.9	695.6
						75°	71.8	96.0	132.6	177.0	263.1	506.7
						77.5°	56.2	73.8	94.0	110.0	133.7	357.5
						80°	41.3	53.7	61.4	66.0	74.3	244.1
						82.5°	29.5	36.1	39.3	41.8	49.6	182.6
						85°	22.2	25.3	27.4	27.4	33.6	129.0
						87.5°	12.4	12.8	12.8	13.9	16.5	35.1
						90°	11.5	11.5	11.0	11.0	9.4	7.9
						92.5°	5.9	5.9	5.9	5.4	4.9	4.4
						95°	6.8	6.8	6.8	6.4	5.9	5.4
						97.5°	8.8	8.4	7.8	7.8	7.8	7.4
						100°	11.8	10.8	9.8	9.3	8.8	8.4
						102.5°	26.5	22.1	17.7	15.2	12.8	11.8
						105°	47.1	41.2	35.3	30.9	26.5	24.1
						107.5°	71.7	64.3	57.0	52.6	48.1	44.6



REPORT NUMBER: P271845

CATALOG NUMBER: ISW-AF-600-LED-E1-SLL-7027-ULG

**CANDELA DISTRIBUTION (continued):**

355°	359°	360°		325°	330°	335°	340°	345°	350°	355°
1012.9	1012.9	1012.9	110°	100.1	92.7	85.4	79.1	72.7	69.7	66.7
1034.6	1042.3	1048.5	112.5°	131.5	125.1	118.8	111.4	104.0	100.6	97.2
961.8	980.9	984.5	115°	164.9	160.4	156.0	150.2	144.3	140.3	136.5
853.0	883.9	894.8	117.5°	198.3	195.8	193.3	189.5	185.5	183.1	180.6
773.0	806.5	817.9	120°	232.6	230.7	228.7	225.3	221.8	220.4	218.8
729.2	768.3	780.8	122.5°	266.0	264.0	262.0	259.1	256.2	255.7	255.2
730.1	777.1	795.2	125°	299.3	296.4	293.5	291.9	290.5	289.5	288.5
777.7	831.3	853.5	127.5°	332.7	329.8	326.8	324.8	322.9	322.9	322.9
859.2	937.1	953.6	130°	363.2	361.2	359.2	357.3	355.3	354.8	354.3
969.6	1046.0	1070.7	132.5°	396.5	395.1	393.5	389.7	385.7	386.2	386.7
1073.4	1174.4	1193.6	135°	427.0	425.4	424.0	421.0	418.1	418.1	418.1
1175.5	1275.6	1292.6	137.5°	455.4	453.5	451.5	450.9	450.5	449.5	448.5
1254.4	1359.1	1373.6	140°	481.9	481.0	480.0	479.0	478.0	477.0	476.0
1330.3	1448.4	1464.5	142.5°	511.3	509.9	508.4	507.9	507.5	506.5	505.5
1414.9	1545.4	1563.9	145°	539.8	538.4	536.8	535.4	534.0	534.9	535.9
1491.3	1640.9	1652.8	147.5°	563.3	563.3	563.3	561.9	560.5	560.9	561.4
1575.9	1718.9	1721.9	150°	582.0	582.0	582.0	582.0	582.0	581.6	581.0
1645.1	1776.7	1777.7	152.5°	598.7	598.2	597.7	597.2	596.7	596.7	596.7
1712.1	1830.8	1831.4	155°	618.3	616.9	615.4	614.4	613.5	613.5	613.5
1782.2	1890.1	1882.4	157.5°	634.0	633.0	632.0	631.6	631.1	631.1	631.1
1893.3	1960.3	1968.1	160°	642.8	643.4	643.8	645.3	646.8	647.3	647.8
2062.0	2121.9	2130.6	162.5°	648.8	650.7	652.7	654.7	656.6	656.6	656.6
2258.1	2341.2	2329.2	165°	660.5	662.1	663.5	663.5	663.5	664.5	665.5
2341.2	2436.1	2445.9	167.5°	675.3	674.3	673.3	672.3	671.3	672.8	674.3
2327.1	2456.8	2473.2	170°	680.2	679.7	679.2	679.2	679.2	680.6	682.2
2305.1	2450.6	2470.7	172.5°	677.2	678.7	680.2	681.2	682.2	683.1	684.1
2179.1	2386.1	2417.5	175°	678.2	680.2	682.2	683.1	684.1	684.6	685.0
1967.6	2252.4	2296.8	177.5°	684.1	685.0	686.0	686.6	687.0	689.4	692.0
1695.6	2052.6	2088.3	180°	687.0	687.0	687.0	687.0	687.0	687.0	687.0
1323.0	1668.3	1698.8								
879.4	1145.6	1198.2								
558.8	738.9	729.2								
412.3	480.4	481.0								
299.2	329.8	326.2								
231.8	201.2	200.7								
80.9	71.2	69.7								
35.1	29.5	29.9								
6.5	6.5	7.0								
4.0	4.0	4.0								
4.9	4.9	4.9								
6.8	6.8	6.8								
7.8	7.8	7.8								
10.8	10.8	10.8								
21.6	20.8	20.6								
41.2	40.4	40.2								



359°	360°
65.1	64.8
97.2	97.2
137.2	137.4
180.6	180.6
220.4	220.8
257.5	258.2
291.7	292.5
323.7	323.9
355.9	356.3
388.2	388.7
420.5	421.0
450.9	451.5
478.3	479.0
507.8	508.4
539.1	539.8
563.8	564.3
583.4	584.0
599.1	599.7
616.6	617.3
633.5	634.0
650.1	650.7
659.7	660.5
667.8	668.4
676.6	677.2
684.5	685.0
685.7	686.0
686.7	687.0
693.5	693.9
687.0	687.0

(END OF REPORT)